

Model Overview



**SETTING THE NEW STANDARD**  
in railcar moving technology

## SAFETY IS OUR #1 PRIORITY!

The BOSS is equipped with features that maximize safety for both the operator and the working environment.



### CAMERA SYSTEM



Visibility is synonymous with safety in the BOSS vocabulary. That's why we offer more cameras and camera options than any other railcar mover manufacturer. BOSS provides the clearest views in the harshest conditions.

The system includes cameras mounted on the left mirror, right mirror, rear hood, front and rear rail gear with options for additional configurations. Mirror cameras can be adjusted to suit all applications. Mirror camera feed is broadcasted on the left and right displays during road and rail operation. Rail gear feed automatically broadcasts to the left and right displays while mounting to the rail. Rear view is available on the console display at all times. All cameras are infrared for nighttime operation and include built-in heaters to maximize reliability in all weather conditions, and image stabilization.

### LIGHTING

The BOSS has a total of 17 LED lights which include the following:

- 6 flood lights mounted to the front of the machine
- 2 flood lights mounted to the rear of the machine
- Flood lights mounted at steps on each side of the machine
- Stop/taillights/hazards mounted at each corner of the machine

### MIRRORS

The mirrors on the BOSS extend beyond the railcars providing the operator with the best visibility. Mirror positions can be remotely adjusted and also incorporate powered and heated lenses.

### AUDIBLE ALARMS

The BOSS is equipped with an air-operated horn to alert the surrounding area when moving railcars. In addition, a 102 DB backup alarm automatically sounds when the machine reverses in road mode and automatically adjusts to match ambient noise levels.

## NEXT LEVEL OPERATOR COMFORT

### 360° VISIBILITY

Enhanced sightlines for improved awareness.

### INTEGRATED HVAC SYSTEM

Ducting throughout the cabin ensures optimal climate control.

### PRESSURIZED-SOUNDPROOF CAB

Creates a quieter and more comfortable environment.

### CENTERED AIR SUSPENSION SEAT

Features adjustments for fore, aft, vertical positioning, and height, complete with a seatbelt for safety.

### FOLDING TRAINER SEAT

Includes a seatbelt for added security.

### TILTING AND TELESCOPING STEERING COLUMN

Allows for effortless steering adjustments.

### FULLY ADJUSTABLE ARMRESTS

Integrated controls provide an ergonomic operator experience.

### HIGH-DEFINITION DISPLAY

Clearly presents critical machine data.

### DEDICATED DUAL MONITORS


Provides constant visibility.


### TWO CUP HOLDERS


Convenient storage options.

### BACKLIT SWITCHES AND BUTTON CONTROLS

Designed for easy operation during nighttime tasks.

MX LINE	Model	Railcar Capacity	Engine (in Cummins)	Weight (in lbs)	Dimensions LxWxH
	MX	Up to 25 loaded railcars	6.7L – 300 hp	62,000	28'1" 12'0" 13'9"
	MX7	Up to 30 loaded railcars	6.7L – 300 hp	66,000	28'1" 12'0" 13'9"

LX LINE	Model	Railcar Capacity	Engine (in Cummins)	Weight (in lbs)	Dimensions LxWxH
	LX	Up to 35 loaded railcars	6.7L – 300 hp	80,000	28'7" 12'0" 14'6"
	LX7	Up to 38 loaded railcars	6.7L – 300 hp	85,000	28'7" 12'0" 14'6"

ZX LINE	Model	Railcar Capacity	Engine (in Cummins)	Weight (in lbs)	Dimensions LxWxH
	ZX	Up to 42 loaded railcars	6.7L – 300 hp	103,000	28'7" 12'0" 14'6"



# BOSS

A MARMON RAIL COMPANY

BOSS is a proud member of the Marmon Rail Group. Marmon Rail provides a variety of products and services to help solve customer's biggest challenges. Whether you need track maintenance and construction, locomotives, railcar movers, on-site and mobile repairs, Marmon Rail and Leasing has a solution for your operation. All companies within Marmon Rail are experts in their field.

We leverage our expertise to provide customers with innovative, sustainable solutions for any rail operation.

## TOGETHER, WE KEEP OUR WORLD MOVING FORWARD



### Industry's Most Experienced Dealer Network

- ☑ 24 Hour Emergency service
- ☑ Service & Parts for all models
- ☑ Dedicated railcar mover technicians
- ☑ Customized railcar mover service vehicles
- ☑ On site or in shop service and repair
- ☑ NEW BOSS railcar movers
- ☑ Quality reconditioned railcar movers
- ☑ In shop or on site Operator training
- ☑ Late model rental units for emergencies
- ☑ Availability reduces downtime
- ☑ Machine demonstrations

### UNPARALLELED SERVICE AND SUPPORT

BOSS dealers provide the industry's best and most experienced sales and service support. From being there to help select the right machine for your operations, to providing knowledgeable ongoing support, BOSS dealers help keep your business on track.

Our customers have reported maintaining up to **99.7% uptime** due to BOSS's dependability and unsurpassed customer service support.

Authorized Dealer



SINCE 1884